

# CTEZED 20.4 HN on IVECO

↑ 20 m

→ 8,2 m

👤👤 250 kg

## Compactness and versatility, to carry out different works at height

Compact.  
Easy to maneuver.  
Easy to maintain.



# CTEZED 20.4 HN on IVECO

20 m of working height, 8,2 m of outreach and 250 kg of load capacity in absolute safety



watch the video



**HN Stabilisation**



**Stability at height**



**Compactness**



**Unrestricted working area**

## TECHNICAL DATA

- » Sigma Boom + telescopic boom with single extension
- » Hydraulic hoses and electric wires inside the booms
- » ± 115° Turret rotation
- » Electrohydraulic platform controls with proportional valve
- » Duplicated ground/basket control stations
- » Truck Engine start&stop at both control stations
- » Anti-slip aluminum deck
- » Aluminum platform basket
- » ± 65° hydraulic basket rotation
- » Master/Slave hydraulic basket levelling
- » 4 hydraulic outriggers HS+HS with ground contact sensors
- » Full performances with narrow jacking
- » Cabin anticollision device
- » Load cell
- » Hydraulic pump powered by vehicle PTO
- » Hand pump for emergency operation
- » PTO engaged buzzer
- » Bubble spirit level
- » Hour meter
- » Interlock booms/outriggers
- » 230 V AC available at the basket control station
- » Standard boom colours blue (RAL 5017) and white (RAL 9003)
- » Customized colour and schemes available upon request
- » EN 280:2015 CE certified

**STRENX**  
PERFORMANCE STEEL

**IPAF**



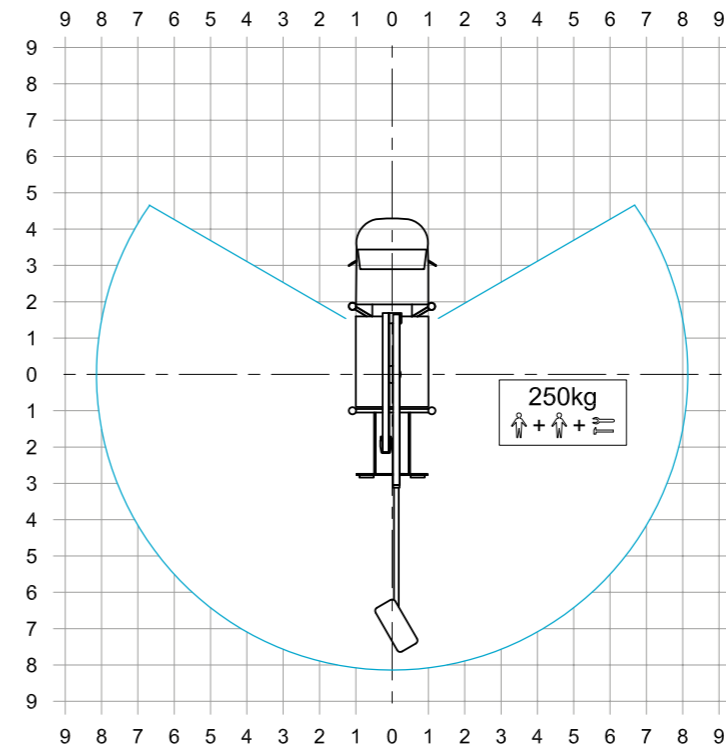
SSAB STEEL

FACILITATED ACCESS

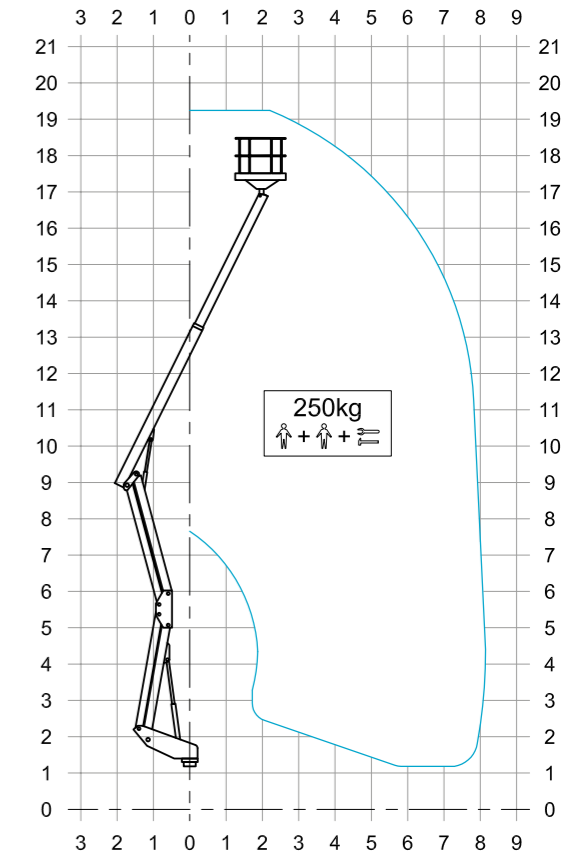
EASY TO MANEUVER

UP & OVER

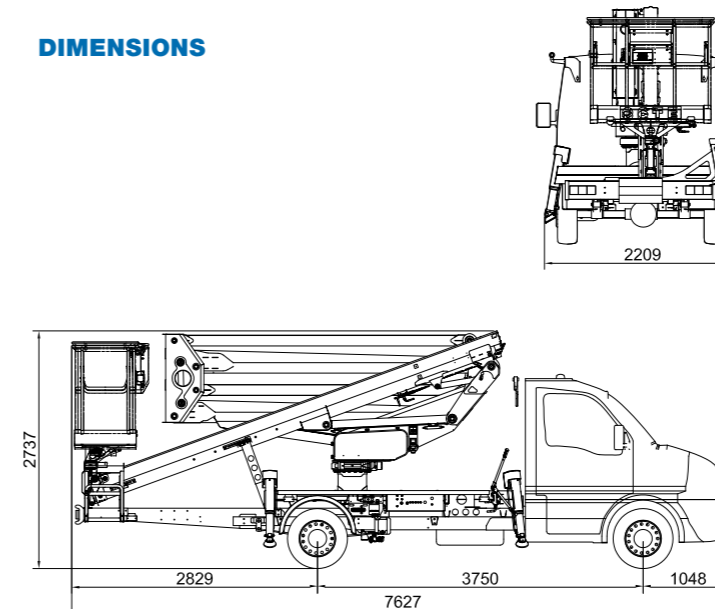
## OUTRIGGER FOOTPRINT



## WORKING ENVELOPE



## DIMENSIONS

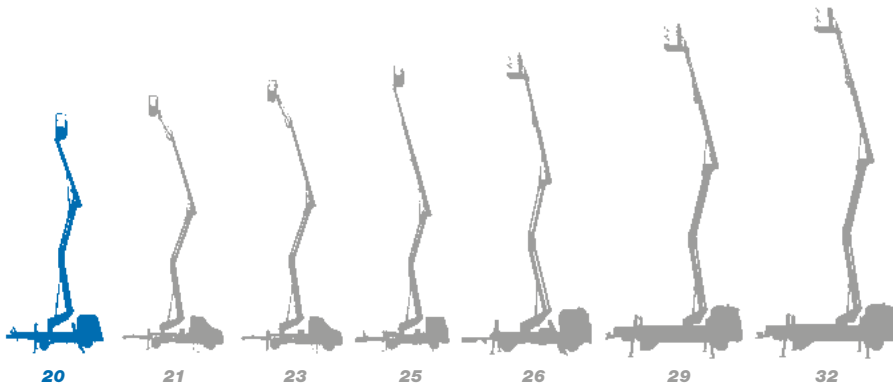


- 20\* m** **1,4 x 0,7 x 1,1 m**
- 8,2\* m** **GVW min 3.500 kg**
- 250 kg** **18\* m**

\* outreach and height max values and repeatability can change within ± 3% due to manufacturing variation and working condition.



## Articulated truck-mounted platforms range from 20 m to 32 m



- ★ Most versatile boom configuration
- ★ Most compact machine in its class
- ★ Clean top boom
- ★ Friendly to use intuitive controls
- ★ Easy maintenance
- ★ Excellent boom rigidity during operation



We are CTE, one of the largest  
european groups in the field of  
lifting people and handling of material.



After sales  
assistance



Service  
spare parts



Scheduled  
maintenance



On-site  
assistance



Authorized  
workshops

Efficient services, innovative technical solutions, timely assistance, professional advice and training: 'Work Becomes Easy' is all this. A style, a philosophy at the heart of which are our customers, their safety, their quality of life. For this reason there is a group in CTE united by ideas, motivation and passion to simplify the work of companies active in the lifting of people and objects.



CTE s.p.a.  
Via Caproni, 7  
38068 Rovereto (TN)

Factory  
Loc. Terramatta, 5  
37010 Rivoli Veronese (VR)

Tel. +39 0464 48.50.50  
info@ctelift.com  
www.ctelift.com



UNI EN ISO 9001:2008 IT 61659