

Genie® GS™ -3232 & GS-3246

Specifications

Models	GS-3232		GS-3246	
Measurements	US	Metric	US	Metric
Working height max. - indoor ⁽¹⁾	37 ft 6 in	11.60 m	37 ft 6 in	11.60 m
Working height max. - outdoor ⁽¹⁾	24 ft	7.49 m	28 ft	8.71 m
A Platform height max. - indoor	31 ft 6 in	9.60 m	31 ft 6 in	9.60 m
A Platform height max. - outdoor	18 ft	5.49 m	22 ft	6.71 m
B Platform height - stowed	4 ft 8 in	1.41 m	4 ft 8 in	1.41 m
C Platform length - outside	7 ft 1 in	2.16 m	7 ft 1 in	2.16 m
C Platform length - outside, extended	10 ft 1 in	3.07 m	10 ft 1 in	3.07 m
Slide-out platform extension deck - length	3 ft	0.91 m	3 ft	0.91 m
D Platform width - outside	2 ft 6.5 in	0.78 m	3 ft 7 in	1.10 m
Guardrail height	3 ft 7 in	1.10 m	3 ft 7 in	1.10 m
Toeboard height	6 in	15 cm	6 in	15 cm
E Machine Height - stowed (folding rails up)	8 ft 3 in	2.52 m	8 ft 3 in	2.52 m
Machine Height - stowed (rails lowered)	6 ft 7 in	2.00 m	6 ft 1 in	1.85 m
F Length machine - stowed (with ladder)	7 ft 9 in	2.36 m	7 ft 9 in	2.36 m
Length machine - stowed, extended	11 ft	3.35 m	11 ft	3.35 m
G Width	2 ft 8 in	0.81 m	3 ft 10 in	1.17 m
H Wheelbase	5 ft 10 in	1.78 m	5 ft 10 in	1.78 m
I Ground clearance (center) - pothole guards retracted	5 in	13 cm	5 in	13 cm
I Ground clearance - pothole guards deployed	0.8 in	2 cm	0.8 in	2 cm

Productivity

Max. platform occupancy (in/out)	2/1		3/1	
Lift capacity	500 lb	227 kg	700 lb	318 kg
Lift capacity - extension deck extended	250 lb	113 kg	250 lb	113 kg
Max. platform drive height	22 ft	6.71 m	31 ft 6 in	9.60 m
Drive speed - stowed	2.5 mph	4.0 km/h	2.5 mph	4.0 km/h
Drive speed - raised	0.5 mph	0.8 km/h	0.3 mph	0.5 km/h
Gradeability - stowed ⁽²⁾	25%		25%	
Turning radius - inside/outside	0/6 ft 8 in	0/2.0 m	0/7 ft 4 in	0/2.20 m
Lifting speed - raise/lower	58/33 sec		65/34 sec	
Tilt sensor activation (front to back/side to side)	3° / 1.5°		3° / 1.5°	
Max. outrigger leveling (front to back/side to side)	3° / 5°		-	
Tires - solid non-marking	15×5 in	38×13 cm	15×5 in	38×13 cm

Power

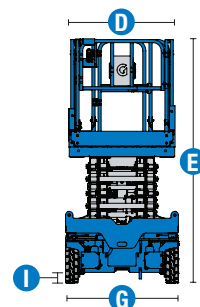
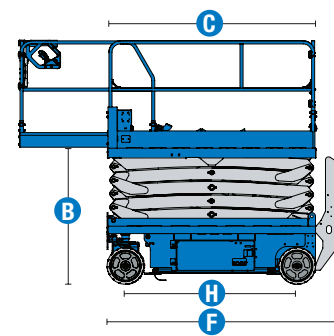
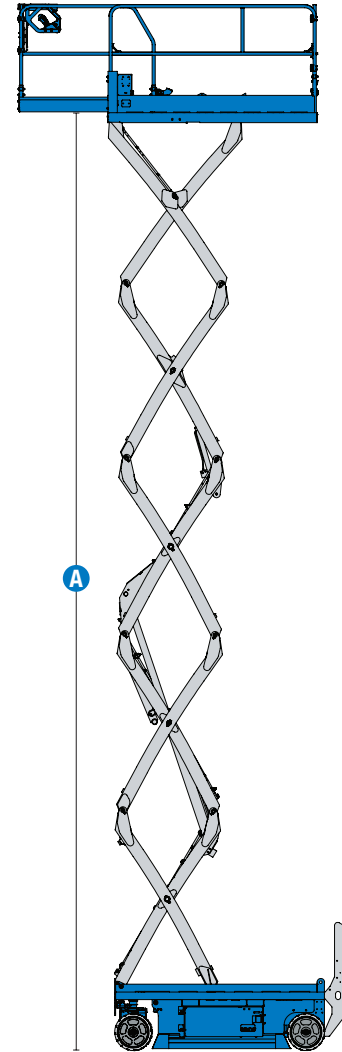
Power - FLA ⁽³⁾	24V DC (4×6V 210Ah)		24V DC (4×6V 210Ah)	
Power - AGM	24V DC (4×6V 220Ah)		24V DC (4×6V 220Ah)	
Power - Lithium-Ion	24V DC		24V DC	
	(1×24V 90Ah or 106Ah)		(1×24V 90Ah or 106Ah)	
Hydraulic tank capacity	3.5 gal	13.1 L	3.5 gal	13.2 L

Weight(4) and Floor Loading⁽⁵⁾

Weight	5,404 lb	2,451 kg	4,867 lb	2,208 kg
Weight max. (adding all possible options)	5,524 lb	2,506 kg	4,987 lb	2,262 kg
Tire load max.	1,917 lb	870 kg	2,116 lb	960 kg
Tire contact pressure	125.8 psi	867 kPa	141.1 psi	973 kPa
Occupied floor pressure	319 psf	15.27 kPa	209 psf	10.03 kPa

Sound and Vibration Levels

Sound Pressure level (ground workstation)	< 70 dBA		< 70 dBA	
Sound Pressure level (platform workstation)	< 70 dBA		< 70 dBA	
Vibrations	< 8 ft 2 in/s ²	< 2.5 m/s ²	< 8 ft 2 in/s ²	< 2.5 m/s ²



(1) The metric equivalent of working height adds 2 m to platform height. US adds 6 ft to platform height.
 (2) Gradeability applies to driving on slopes and may vary depending on options and machine configurations. See operator's manual for details regarding slope ratings.
 (3) Subject to regional availability.
 (4) Weight refers to standard configuration and may vary depending on options and/or country standards.
 (5) Floor loading information is approximate and may vary depending on options and machine configurations. It should be used only with adequate safety factors.

Genie® GS™ -3232 & GS-3246

SKU: Standard Model

- **GS3232E1CE0054:** GS-3232, E-Drive, 110V, PTP, Folding rails, Auto leveling hydraulic outriggers
- **GS3232E1CE0055:** GS-3232, E-Drive, 220V, PTP Ready, Folding rails, Auto leveling hydraulic outriggers
- GS-3232, E-Drive, Lithium-ion*

* Build to Order

SKU: Standard Model

- **GS3246E1CE0069:** GS-3246, E-Drive, 110V, PTP, Folding rails
- **GS3246E1CE0070:** GS-3246, E-Drive, 220V, PTP Ready, Folding rails
- GS-3246, E-Drive, Lithium-ion*

Option availability		S	S+	BtO
Power	AGM Maintenance-free batteries	✓	✓	✓
	Lithium-Ion battery, 106Ah, UL certified			○
	Power Inverter		○	○
	Rear recessed charger receptacle	✓	✓	✓
Platform	Folding rails, Full-height swing gate (GS-3246)	✓	✓	✓
	Folding rails, Half-height swing gate (GS-3232)	✓	✓	✓
	Slide out extension deck	✓	✓	✓
	Power to platform Pre-arrangement (PTP Ready)	✓	✓	✓
	Power to platform no RCBO		○	○
	Power to platform with RCBO		○	○
	Air line to platform			○
	Automotive-style horn		○	○
	Descent, tilt and motion alarm	✓	✓	✓
	Diamond plate platform deck	✓	✓	✓
	Dual LED flashing beacons	✓	✓	✓
	Electric horn	✓	✓	✓
	Lanyard attachment points	✓	✓	✓
	Platform control guard (PCON)	✓	✓	✓
	Platform load sense system	✓	✓	✓
Proportional drive and lift	✓	✓	✓	
SmartLink dual zone control system	✓	✓	✓	
Chassis	Telematics-ready		○	○
	Lift Connect Telematics		○	○
	Lift Connect with Access Manager upgrade		○	○
	Eco32 biodegradable hydraulic oil		○	○
	Battery Guard - Anti-theft		○	○
	Lift Guard White Noise Alarm		○	○
	Lift Tools Spill Guard			○
	Software cut-out while charging (Drive or Drive & Lift)		○	○
	Auto leveling hydraulic outriggers (GS-3232)	✓	✓	✓
	Auxiliary platform lowering	✓	✓	✓
	Driveable at full height (GS-3246 only)	✓	✓	✓
	Dual front wheel sealed AC electric drive motors	✓	✓	✓
	Electric brake release	✓	✓	✓
	On board diagnostic system with battery charge indicator	✓	✓	✓
	Pothole protection	✓	✓	✓
	Side and rear fork pockets	✓	✓	✓
	Solid non-marking tires	✓	✓	✓
Tech Pro Link connector	✓	✓	✓	
Tie-down and lifting points	✓	✓	✓	

- S Standard
- S+ Standard +
- BtO Build to Order
- ✓ Standard Features
- Options



Durable Link Stack Design



Platform Ergonomics



Optional Lithium Battery



Genie Genuine Accessories⁽¹⁾

- Lift Tools Work Tray
- Lift Tools Productivity Tools
- Lift Guard Safety Tools
- Tech Pro Link Handheld Device

(1) More accessories available from Genie Genuine Parts.

Product specifications are subject to change without notice or obligation. Photographs and/or drawings herein are for illustrative purposes only. Refer to the appropriate Operator's Manual for instructions on proper equipment use. Failure to follow instructions in the Operator's Manual may result in serious injury or death. The only warranty applicable to our equipment is the standard written warranty applicable to the particular product and sale and we make no other warranty, express or implied. Products and services listed may be trademarks, service marks or trade names of Terex Corporation and/or their subsidiaries in the USA and many other countries. Terex, Genie, Quality By Design, Xtra Capacity, Lift Power, Lift Guard, Lift Tools, Lift Connect and Tech Pro Link are registered trademarks of Terex Corporation or its subsidiaries.