

# Genie® GS™ -2632 & GS-2646

## Specifications

Models	GS-2632		GS-2646 E-Drive	
Measurements	US	Metric	US	Metric
Working height max. - indoor <sup>(1)</sup>	32 ft 1 in	9.96 m	32 ft 1 in	9.96 m
Working height max. - outdoor <sup>(1)</sup>	25 ft	7.79 m	25 ft 8 in	7.99 m
<b>A</b> Platform height max. - indoor	26 ft 1 in	7.96 m	26 ft 1 in	7.96 m
<b>A</b> Platform height max. - outdoor	19 ft	5.79 m	19 ft 8 in	5.99 m
<b>B</b> Platform height - stowed	3 ft 11 in	1.19 m	3 ft 11 in	1.19 m
<b>C</b> Platform length - outside	7 ft 5 in	2.26 m	7 ft 5 in	2.26 m
<b>C</b> Platform length - outside, extended	10 ft 5 in	3.18 m	10 ft 5 in	3.18 m
Slide-out platform extension deck - length	3 ft	0.91 m	3 ft	0.91 m
<b>D</b> Platform width - outside	2 ft 8 in	0.81 m	3 ft 9.5 in	1.16 m
Guardrail height	3 ft 7 in	1.10 m	3 ft 7 in	1.10 m
Toeboard height	6 in	15 cm	6 in	15 cm
<b>E</b> Height - stowed (folding rails)	7 ft 7 in	2.31 m	7 ft 7 in	2.31 m
<b>E</b> Height - stowed (rails lowered)	6 ft 4 in	1.94 m	5 ft 7 in	1.70 m
<b>F</b> Length machine - stowed	8 ft	2.44 m	8 ft	2.44 m
<b>F</b> Length machine - stowed, extended	10 ft 11 in	3.33 m	10 ft 11 in	3.33 m
<b>G</b> Width	2 ft 8 in	0.81 m	3 ft 10 in	1.16 m
<b>H</b> Wheelbase	6 ft 1 in	1.85 m	6 ft 1 in	1.85 m
<b>I</b> Ground clearance (center) - pothole guards retracted	5 in	12 cm	5 in	12 cm
<b>I</b> Ground clearance - pothole guards deployed	0.9 in	2.30 cm	0.9 in	2.30 cm

### Productivity

Max. platform occupancy (in/out)	2/1		2/1	
Lift capacity	500 lb	227 kg	1,000 lb	454 kg
Lift capacity - extension deck extended	250 lb	113 kg	250 lb	113 kg
Max. platform drive height	26 ft 1 in	7.96 m	26 ft 1 in	7.96 m
Drive speed - stowed	2.0 mph	3.2 km/h	2.0 mph	3.2 km/h
Drive speed - raised	0.5 mph	0.8 km/h	0.5 mph	0.8 km/h
Gradeability - stowed <sup>(2)</sup>	25%		25%	
Turning radius - inside/outside	0/7 ft	0/2.13 m	0/7 ft 6 in	0/2.29 m
Lifting speed - raise/lower	43/33 sec		41/30 sec	
Tilt sensor activation (front to back/side to side)	3°/1.5°		3°/1.5°	
Tires - solid non-marking	15x5 in	38x13 cm	15x5 in	38x13 cm

### Power

Power - FLA	24V DC (4x6V 225Ah)	24V DC (4x6V 225Ah)
Power - Lithium-Ion	24V DC (1x24V 90Ah)	24V DC (1x24V 90Ah)
Hydraulic tank capacity (E-Drive)	4 gal	15L
Hydraulic tank capacity (hydraulic drive)	4.5 gal	17L

### Weight<sup>(3)</sup> and Floor Loading<sup>(4)</sup>

Weight	4,729 lb	2,145 kg	4,346 lb	1,971 kg
Tire load max.	1,820 lb	826 kg	2,127 lb	965 kg
Tire contact pressure	119 psi	824 kPa	124.6 psi	935 kPa
Occupied floor pressure	270 psf	12.91 kPa	192 psf	9.83 kPa

### Sound and Vibration Levels

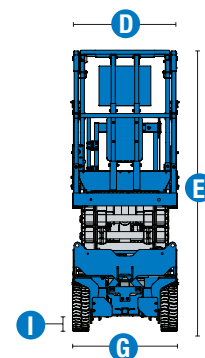
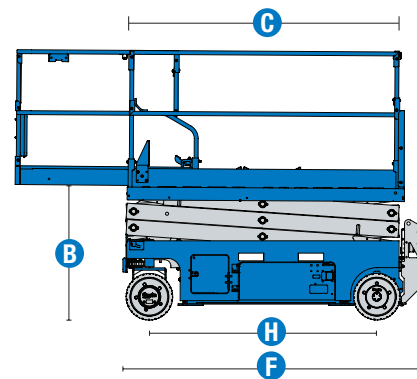
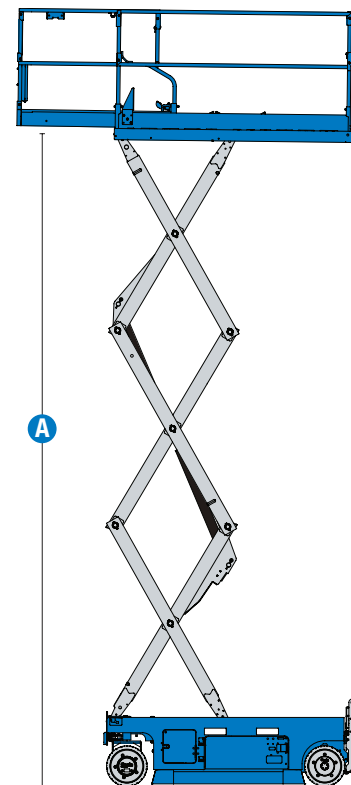
Sound Pressure level (ground workstation)	< 70 dBA		< 70 dBA	
Sound Pressure level (platform workstation)	< 70 dBA		< 70 dBA	
Vibrations	< 8 ft 2 in/s <sup>2</sup>	< 2.5 m/s <sup>2</sup>	< 8 ft 2 in/s <sup>2</sup>	< 2.5 m/s <sup>2</sup>

(1) The metric equivalent of working height adds 2 m to platform height. US adds 6 ft to platform height.

(2) Gradeability applies to driving on slopes and may vary depending on options and machine configurations. See operator's manual for details regarding slope ratings.

(3) Weight refers to standard configuration and may vary depending on options and/or country standards.

(4) Floor loading information is approximate and may vary depending on options and machine configurations. It should be used only with adequate safety factors.



# Genie® GS™ -2632 & GS-2646

**SKU: Standard Model**

- **GS2632E1AE0003:** GS-2632, E-Drive
- **GS263201AE0007:** GS-2632, Hydraulic drive

**SKU: Standard Model**

- **GS264601AE0003:** GS-2646, E-Drive

\* Build to Order

Option availability	S	S+	BtO
<b>Power</b>			
Standard FLA flooded lead acid batteries	✓	✓	✓
AGM Maintenance-free batteries		○	○
Lithium-Ion battery			○
Drive cut-out while charging		○	○
Power Inverter		○	○
Rear recessed charger receptacle	✓	✓	✓
<b>Platform</b>			
Folding rails, Full-height swing gate (GS-2646)	✓	✓	✓
Folding rails, Half-height swing gate (GS-2632)	✓	✓	✓
Slide out extension deck	✓	✓	✓
Air line to platform			○
Automotive-style horn		○	○
AC power to platform	✓	✓	✓
Descent, tilt and motion alarm	✓	✓	✓
Diamond plate platform deck	✓	✓	✓
Dual LED flashing beacons	✓	✓	✓
Electric horn	✓	✓	✓
Lanyard attachment points	✓	✓	✓
Platform control guard (PCON)	✓	✓	✓
Platform load sense system	✓	✓	✓
Proportional drive and lift	✓	✓	✓
SmartLink dual zone control system	✓	✓	✓
<b>Chassis</b>			
Lift Connect Telematics		○	○
Lift Connect with Access Manager upgrade		○	○
Biodegradable hydraulic oil			○
EE Certification (Hydraulic drive)			○
Lift Guard White Noise Alarm		○	○
Lift Tools Spill Guard (E-Drive)			○
Auxiliary platform lowering	✓	✓	✓
Driveable at full height	✓	✓	✓
Dual front wheel sealed AC electric drive motors (E-Drive)	✓	✓	✓
Dual wheel multi-disc brakes	✓	✓	✓
Electric brake release (E-Drive)	✓	✓	✓
Manual brake release (Hydraulic Drive)	✓	✓	✓
On board diagnostic system with battery charge indicator	✓	✓	✓
Pothole protection	✓	✓	✓
Side and rear fork pockets	✓	✓	✓
Solid non-marking tires	✓	✓	✓
Tech Pro Link connector	✓	✓	✓
Tie-down and lifting points	✓	✓	✓

- S Standard
- S+ Standard +
- BtO Build to Order
- ✓ Standard Features
- Options



Indoor & Outdoor Use



Side Forklift Pockets



Optional E-Drive



Genie Genuine Accessories<sup>(1)</sup>

- Lift Tools Productivity Tools
- Lift Connect Telematics
- Tech Pro Link Handheld Device

(1) More accessories available from Genie Genuine Parts.

Product specifications are subject to change without notice or obligation. Photographs and/or drawings herein are for illustrative purposes only. Refer to the appropriate Operator's Manual for instructions on proper equipment use. Failure to follow instructions in the Operator's Manual may result in serious injury or death. The only warranty applicable to our equipment is the standard written warranty applicable to the particular product and sale and we make no other warranty, express or implied. Products and services listed may be trademarks, service marks or trade names of Terex Corporation and/or their subsidiaries in the USA and many other countries. Terex, Genie, Quality By Design, Xtra Capacity, Lift Power, Lift Guard, Lift Tools, Lift Connect and Tech Pro Link are registered trademarks of Terex Corporation or its subsidiaries.