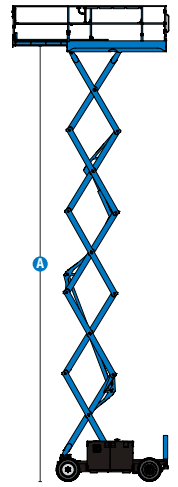


Genie® GS™ -2669 RT, GS-3369 RT & GS-4069 RT

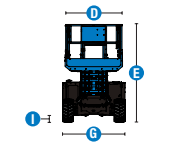
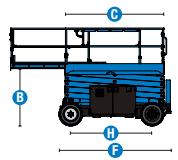
Specifications

Models	GS-2669 RT		GS-3369 RT		GS-4069 RT	
Measurements	US	Metric	US	Metric	US	Metric
Working height max. ⁽¹⁾	32 ft 2 in	10 m	38 ft 8 in	11.96 m	46 ft 3 in	14.30 m
A Platform height max.	26 ft 2 in	8 m	32 ft 8 in	9.96 m	40 ft 3 in	12.30 m
B Platform height - stowed	4 ft 10 in	1.47 m	4 ft 10 in	1.47 m	5 ft 5 in	1.65 m
C Platform length - outside	9 ft 2 in	2.79 m	9 ft 2 in	2.79 m	9 ft 2 in	2.79 m
Platform length - outside, extended	14 ft 2 in	4.32 m	14 ft 2 in	4.32 m	14 ft 2 in	4.32 m
Slide-out platform extension deck - length	5 ft	1.52 m	5 ft	1.52 m	5 ft	1.52 m
D Platform width - outside	5 ft 3 in	1.60 m	5 ft 3 in	1.60 m	5 ft 3 in	1.60 m
Toeboard height	6 in	15 cm	6 in	15 cm	6 in	15 cm
E Height - stowed (folding rails) ⁽²⁾	8 ft 6 in	2.59 m	8 ft 6 in	2.59 m	9 ft	2.74 m
Height - stowed (rails lowered)	6 ft 3.5 in	1.92 m	6 ft 3.5 in	1.92 m	6 ft 10 in	2.08 m
F Length machine - stowed	10 ft 3 in	3.12 m	10 ft 3 in	3.12 m	10 ft 3 in	3.12 m
Length machine - stowed, extended	14 ft 9 in	4.50 m	14 ft 9 in	4.50 m	14 ft 9 in	4.50 m
Length machine - with outriggers	12 ft 4 in	3.76 m	12 ft 4 in	3.76 m	12 ft 4 in	3.76 m
G Width	5 ft 9 in	1.75 m	5 ft 9 in	1.75 m	5 ft 9 in	1.75 m
H Wheelbase	7 ft 6 in	2.29 m	7 ft 6 in	2.29 m	7 ft 6 in	2.29 m
I Ground clearance (center)	9.5 in	24 cm	9.5 in	24 cm	9.5 in	24 cm



Productivity

	4/4		4/2		3/2	
Max. platform occupancy (in/out)	4/4		4/2		3/2	
Lift capacity	1,500 lb	680 kg	1,000 lb	454 kg	800 lb	363 kg
Lift capacity - extension deck extended	300 lb	136 kg	300 lb	136 kg	300 lb	136 kg
Max. platform drive height	26 ft 2 in	8 m	32 ft 8 in	9.96 m	40 ft 3 in	12.3 m
Drive speed - stowed	3.5 mph	5.6 km/h	3.5 mph	5.6 km/h	3.5 mph	5.6 km/h
Drive speed - raised	0.3 mph	0.5 km/h	0.3 mph	0.5 km/h	0.3 mph	0.5 km/h
Gradeability - stowed ⁽³⁾	40%		35%		35%	
Turning radius - inside/outside	83 in/181.2 in	2.11 m/4.6 m	83 in/181.2 in	2.11 m/4.6 m	83 in/181.2 in	2.11 m/4.6 m
Lifting speed - raise/lower	34/36 sec		39/34 sec		61/43 sec	
Tilt sensor activation (front to back/side to side)	3°/2°		3°/2°		3°/2°	
Max. outrigger leveling (front to back /side to side)	5.3°/11.7°		5.3°/11.7°		5.3°/11.7°	
Tires - Foam-filled rough terrain	12×26 in	30×66 cm	12×26 in	30×66 cm	12×26 in	30×66 cm



Power

Power	Diesel		Diesel		Diesel	
Fuel Tank	10 gal	37.9 L	10 gal	37.9 L	10 gal	37.9 L
Hydraulic tank capacity	20 gal	75.7 L	20 gal	75.7 L	20 gal	75.7 L

Weight⁽⁴⁾ and Floor Loading⁽⁵⁾

Weight	7,149 lb	3,243 kg	7,599 lb	3,447 kg	10,392 lb	4,714 kg
Weight with outriggers	7,942 lb	3,603 kg	8,352 lb	3,807 kg	11,185 lb	5,074 kg
Tire load max.	2,824 lb	1,281 kg	3,001 lb	1,361 kg	3,812 lb	1,729 kg
Tire contact pressure - front, platform fully extended	70.2 psi	484 kPa	74.7 psi	515 kPa	94.8 psi	654 kPa
Occupied floor pressure	169 psf	8.11 kPa	168 psf	8.06 kPa	214 psf	10.24 kPa

Sound and Vibration Levels

Sound Pressure level (ground workstation)	92.1 dBA		92.1 dBA		92.1 dBA	
Sound Pressure level (platform workstation)	81.5 dBA		81.5 dBA		81.5 dBA	
Vibrations	< 8 ft 2 in/s ²	< 2.5 m/s ²	< 8 ft 2 in/s ²	< 2.5 m/s ²	< 8 ft 2 in/s ²	< 2.5 m/s ²

(1) The metric equivalent of working height adds 2 m to platform height. US adds 6 ft to platform height.

(2) Based on RT tires; deduct 2 in/5.8 cm for turf and non-marking tires.

(3) Gradeability applies to driving on slopes and may vary depending on options and machine configurations. See operator's manual for details regarding slope ratings.

(4) Weight refers to standard configuration and may vary depending on options and/or country standards.

(5) Floor loading information is approximate and may vary depending on options and machine configurations. It should be used only with adequate safety factors.

Genie® GS™ -2669 RT, GS-3369 RT & GS-4069 RT

SKU: Standard Model

- **GS266901AF0007:** GS-2669 RT
- **GS266901AF0005:** GS-2669 RT, AC Generator (110V/60Hz, 3kW)

* Build to Order

SKU: Standard Model

- **GS336901AF0006:** GS-3369 RT
- **GS336901AF0004:** GS-3369 RT, Auto leveling outriggers
- **GS336901AF0008:** GS-3369 RT, 3kW AC Generator 110V/60Hz
- **GS406901AF0006:** GS-4069 RT

Option availability		S	S+	BtO
Power	24.8 hp, 18.5kW Kubota D1105, Diesel, T4i/T4f, Stage IIIA/V, CN III	✓	✓	✓
	Cold weather package			○
Platform	Folding rails, Full-height swing gate	✓	✓	✓
	Single slide-out extension deck	✓	✓	✓
	Air line to platform			○
	3kW AC Generator, 110V/50Hz			○
	AC power to platform	✓	✓	✓
	Diamond plate platform deck	✓	✓	✓
	Electronic horn	✓	✓	✓
	Lanyard attachment points	✓	✓	✓
	Platform control guard (PCON)	✓	✓	✓
	Platform control with fault indicator	✓	✓	✓
	Platform load sense system	✓	✓	✓
	Proportional drive and lift	✓	✓	✓
	Self-closing entry gate	✓	✓	✓
Chassis	Lift Connect Telematics		○	○
	Lift Connect with Access Manager upgrade		○	○
	Biodegradable hydraulic oil			○
	Cold weather hydraulic oil			○
	Rough Terrain, foam-filled tires	✓	✓	✓
	Rough Terrain, foam-filled, non-marking tires		○	○
	Auto leveling hydraulic outriggers			○
	Dual LED flashing beacons	✓	✓	✓
	4 wheel drive	✓	✓	✓
	Active oscillating axle	✓	✓	✓
	Descent, tilt and motion alarm	✓	✓	✓
Dual wheel multi-disc brakes	✓	✓	✓	
High floatation, foam filled tires (GS-2669, GS-3369)	✓	✓	✓	

- S Standard
- S+ Standard +
- BtO Build to Order
- ✓ Standard Features
- Options



4 Wheel Drive



Full Height Drive



Swing-Out Engine Tray



Genie Genuine Accessories⁽¹⁾

- Lift Tools Productivity Tools
- Lift Connect Telematics
- Tech Pro Link Handheld Device

(1) More accessories available from Genie Genuine Parts.

Product specifications are subject to change without notice or obligation. Photographs and/or drawings herein are for illustrative purposes only. Refer to the appropriate Operator's Manual for instructions on proper equipment use. Failure to follow instructions in the Operator's Manual may result in serious injury or death. The only warranty applicable to our equipment is the standard written warranty applicable to the particular product and sale and we make no other warranty, express or implied. Products and services listed may be trademarks, service marks or trade names of Terex Corporation and/or their subsidiaries in the USA and many other countries. Terex, Genie, Quality By Design, Xtra Capacity, Lift Power, Lift Guard, Lift Tools, Lift Connect and Tech Pro Link are registered trademarks of Terex Corporation or its subsidiaries.